


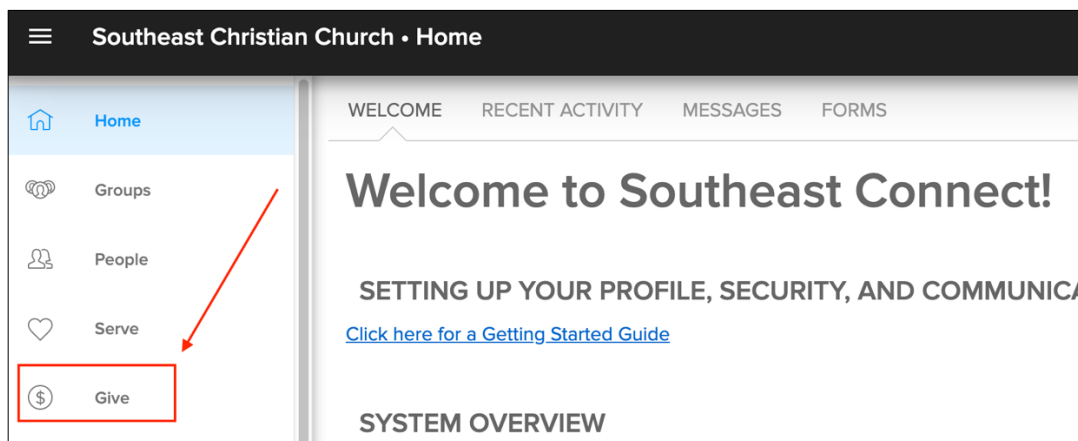


Thank you for financially partnering with us as we seek to show the love of Jesus in our community and throughout the world.

- Step 1 Login to Southeast Connect at <http://connect.southeastcc.org>.
- If you need a login, you can request one at <http://newlogin.southeastcc.org>.

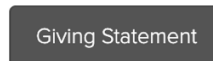


- Step 2 Select the **Give** tab located on the left of the screen.



Your Giving History will display.

- Step 3 Click the **Giving Statement** button in the top right corner.



The Giving Statement pop-up displays.



Giving Statements ✕

Type

You can create giving statements for families or individuals.

Family

Date Range

Select a "Quick Date Range" from the pulldown or click into the input fields to easily enter the start and end dates.

Quick Date Range...

Custom Date Range

Cancel Run Report

- Step 4 Select a date range.
 Select **Run Report**.
 A PDF file of your giving statement will be generated.

Please contact Sue Massie by email or phone if you need any assistance.

sue.massie@southeastcc.org

720-842-5551